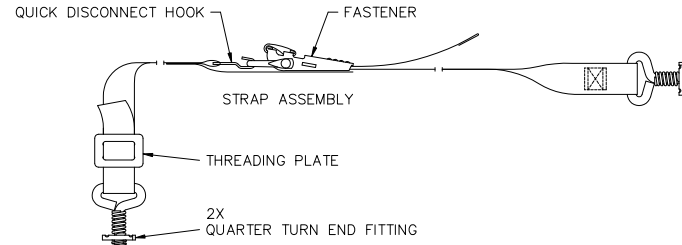


8      7      6      5      4      3      2      1

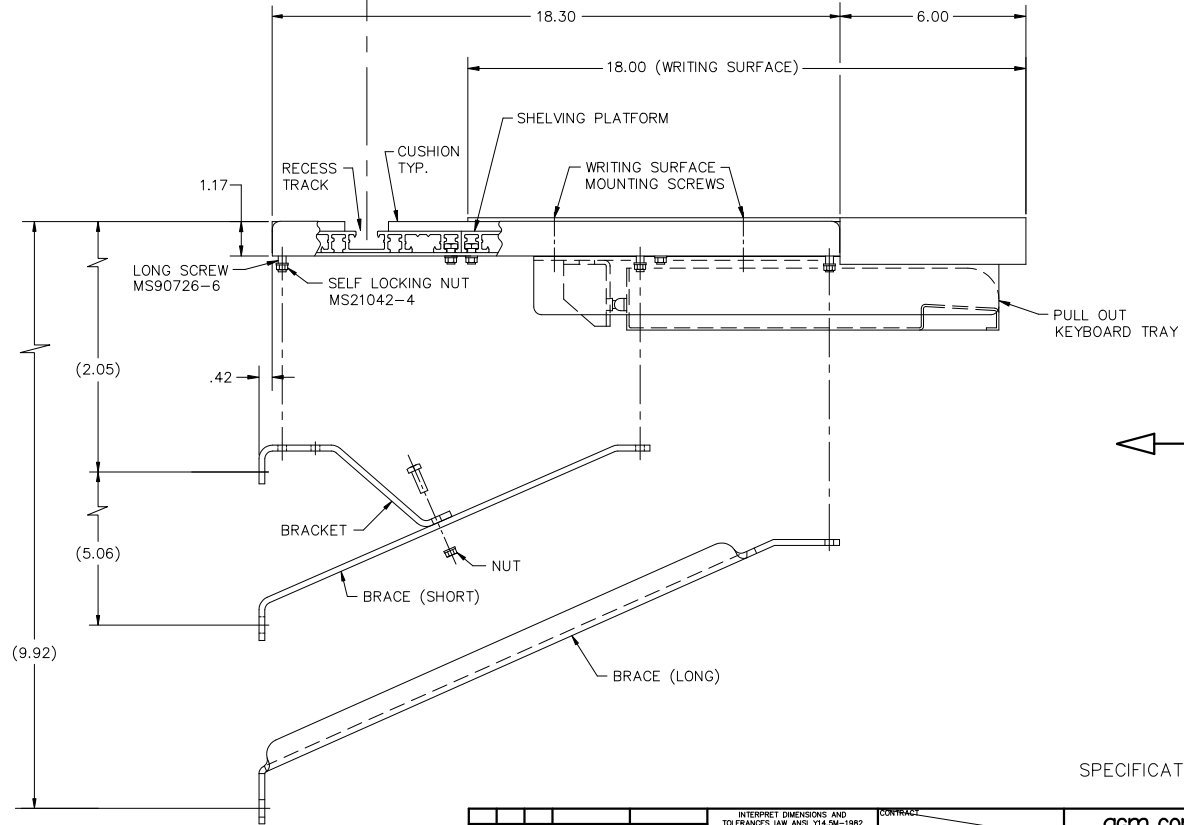
THIS DOCUMENT CONTAINS PROPRIETARY INFORMATION AND EXCEPT WITH WRITTEN PERMISSION BY IGM CONTAINER CONTROLS, INC. SUCH INFORMATION SHALL NOT BE PUBLISHED, DISCLOSED TO OTHERS OR USED FOR ANY PURPOSE, AND THE DOCUMENT SHALL NOT BE DUPLICATED IN WHOLE OR IN PART.

ZONE		LTR.	REVISIONS	DATE	APPROVED
			DESCRIPTION		
					APPROVED
					By Eric Zuercher at 10:48 am, Oct 23, 2015



NOTES:

- DESCRIPTION: SHELVING KIT, WITH WRITING SURFACE, PULL OUT KEYBOARD TRAY, AND TIE DOWN STRAPS. SHELVING KIT IS SUPPLIED PARTIALLY ASSEMBLED AND REQUIRES ATTACHMENT OF BRACKETS AND BRACES AT TIME OF INSTALLATION. LOCATION OF BRACKETS AND BRACES ON UNDERSIDE OF SHELF MAY BE ADJUSTED SLIGHTLY TO LINE UP WITH MOUNTING REQUIREMENTS.
- MATERIALS:
  - SHELVING PLATFORM: ALUMINUM EXTRUSION 6.102 +.030 -.054 WIDE, (3) EACH.
  - CUSHION: COMMERCIAL QUALITY, CLOSED CELL POLYVINYL CHLORIDE FOAM. UNCOMPRESSED THICKNESS APPROXIMATELY .38 INCH. CUSHION BONDED TO SHELVING PLATFORM WITH PERMANENT ACRYLIC PRESSURE SENSITIVE ADHESIVE.
  - BRACKETS, BRACES, END CAPS, AND STIFFENERS: ALUMINUM ALLOY.
  - WRITING SURFACE AND PULL OUT KEYBOARD TRAY (MAJOR COMPONENTS): POWDER COATED STEEL AND ALUMINUM.
  - STRAP ASSEMBLY: SEE DRAWING CT1109.
- ASSEMBLY PROCEDURE:
  - ATTACH BRACKETS TO SHORT BRACES USING LONG SCREWS AND SELF LOCKING NUTS. REMOVE LOOSE SELF LOCKING NUTS FROM LONG SCREWS ON STIFFENERS AND/OR END CAPS. PLACE BRACKETS, SHORT BRACES AND LONG BRACES ON LONG SCREWS, AS SHOWN. INSTALL NUTS ONTO LONG SCREWS AND TIGHTEN WITH 30 TO 50 INCH POUNDS TORQUE.
  - POSITION SHELF ASSEMBLY IN DESIRED LOCATION AND MARK MOUNTING HOLE LOCATION ON BULKHEAD USING HOLES IN BRACKET, SHORT BRACE, AND LONG BRACE.
  - ATTACH STRAP ASSEMBLY TO SHELVING BY INSERTING QUARTER TURN END FITTINGS INTO GROOVES ON PADDED SURFACE. ROTATE END FITTINGS ONE-QUARTER TURN CLOCKWISE TO LOCK IN PLACE. STRAP ASSEMBLY MAY BE SEPARATED BY REMOVING QUICK DISCONNECT HOOK FROM WIRE END OF FASTENER. DO NOT UNLACE WEBBING FROM FASTENER. FASTENER MAY BE CENTERED ALONG STRAP BY SLIDING WEBBING THROUGH THREADING PLATE.
  - SHELVING IS AVAILABLE IN LENGTHS OTHER THAN THOSE SHOWN IN TABLE BELOW.



SEE VIEW A SHEET 2

SPECIFICATION CONTROL DRAWING

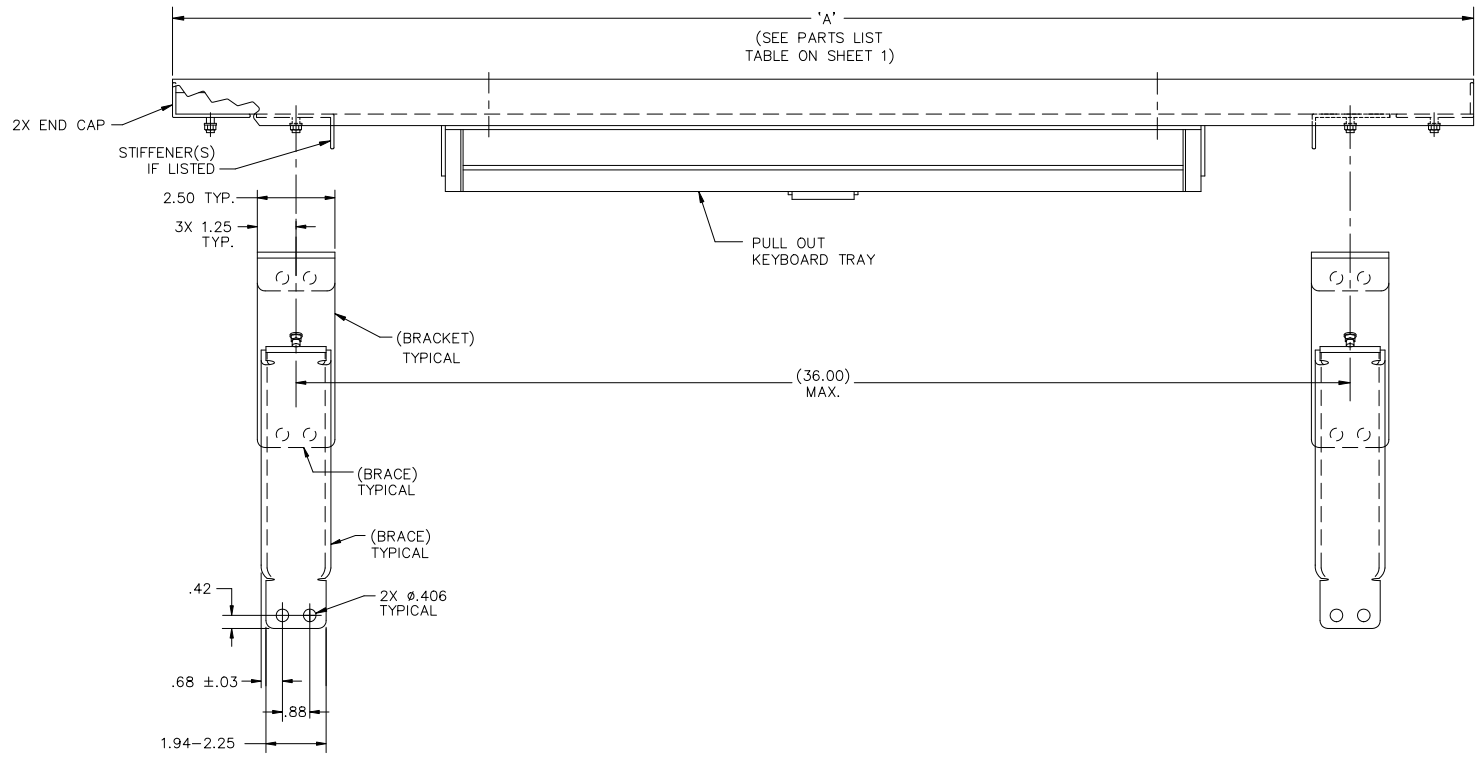
PARTS LIST - QUANTITY PER ASSEMBLY

PART NO.	DIM 'A' ±.10 (SHT 2)	BRACKETS & BRACES	STIFFENER	STRAP ASSY	KEYBOARD TRAY
KW18-3000	30.00	2	-	3	1
KW18-3600	36.00	2	-	3	1
KW18-4200	42.00	2	2	4	1
KW18-4800	48.00	2	2	4	1
KW18-6000	60.00	3	1	5	2
KW18-7200	72.00	3	1	6	2
KW18-8400	84.00	3	3	7	2
KW18-9600	96.00	4	2	8	3

INTERPRET DIMENSIONS AND TOLERANCES IN INCHES UNLESS OTHERWISE SPECIFIED DECIMALS .XXX ±.030 ANGLES ±.5° DO NOT SCALE DRAWING		CONTRACT DATE M. ONTIVEROS 6-23-15 CHECK E. ZUERCHER 6-26-15 APPROVED E. ZUERCHER 6-26-15 MANUFACTURING		GGM CONTAINER CONTROLS, INC. P.O. BOX 40020 - TUCSON, ARIZONA 85711-0020	
PART QTY. NEXT FINAL QTY. RECD PER ASSY. APPLICATION		SCALE 1/2 RELEASE DATE		SHEET 1 OF 2	

8 7 6 5 4 3 2 1

REVISIONS				
ZONE	LTR.	DESCRIPTION	DATE	APPROVED



VIEW A  
FROM SHEET 1

SIZE	FSCM NO.	DWG. NO.	REV
D	08992	KW18	A
SCALE	1/2	RELEASE DATE	SHEET 2