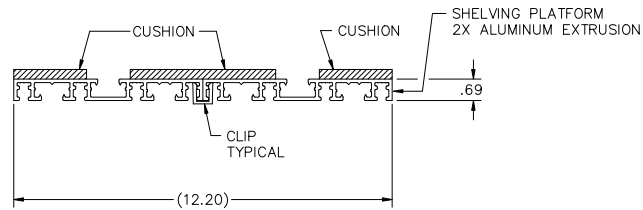


THIS DOCUMENT CONTAINS PROPRIETARY INFORMATION AND EXCEPT WITH WRITTEN PERMISSION BY AGM CONTAINER CONTROLS, INC. SUCH INFORMATION SHALL NOT BE PUBLISHED, DISCLOSED TO OTHERS OR USED FOR ANY PURPOSE AND THE DOCUMENT SHALL NOT BE DUPLICATED IN WHOLE OR IN PART.

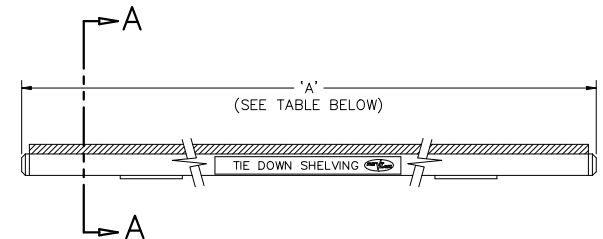
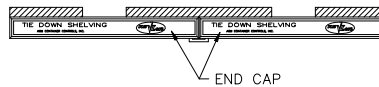
REVISIONS				
ZONE	LTR.	DESCRIPTION	DATE	APPROVED

NOTES:

- DESCRIPTION: SHELVING KIT, SEE PARTS LIST FOR DESCRIPTION AND QUANTITY OF COMPONENTS SUPPLIED WITH EACH KIT. SHELVING KIT IS SUPPLIED PARTIALLY ASSEMBLED AND REQUIRES SOME ASSEMBLY AT POINT OF INSTALLATION. CLIPS ARE PROVIDED FOR TEMPORARY USE DURING SHIPMENT AND ASSEMBLY AND MAY BE REMOVED OR RELOCATED TO FACILITATE ASSEMBLY.
- MATERIALS:
 - SHELVING PLATFORM: ALUMINUM ALLOY EXTRUSION 6.102 +.030 -.054 WIDE, (2) EACH.
 - CUSHION: COMMERCIAL QUALITY, CLOSED CELL POLYVINYL CHLORIDE FOAM. UNCOMPRESSED THICKNESS APPROXIMATELY .38 INCH. CUSHION BONDED TO SHELVING PLATFORM WITH PERMANENT ACRYLIC PRESSURE SENSITIVE ADHESIVE.
 - CLIP: ALUMINUM ALLOY.
 - END CAP: PLASTIC
- ASSEMBLY PROCEDURE:
 - ATTACH END CAPS TO BOTH ENDS OF SHELVING.
- SHELVING MAY BE SUPPLIED IN LENGTHS OTHER THAN THOSE SHOWN IN TABLE BELOW.



SECTION A-A



PART NO.	DIM 'A' ±.10	PARTS LIST
		QUANTITY PER ASSEMBLY
		END CAP
KH12-2400	24.00	4
KH12-2800	28.00	4
KH12-3000	30.00	4
KH12-3500	35.00	4
KH12-3600	36.00	4
KH12-4200	42.00	4
KH12-4800	48.00	4
KH12-6000	60.00	4
KH12-6600	66.00	4
KH12-7200	72.00	4
KH12-8400	84.00	4
KH12-9600	96.00	4

SPECIFICATION CONTROL DRAWING

INTERPRET DIMENSIONS AND TOLERANCES IN ACCORDANCE WITH ASME Y14.5M-1982 UNLESS OTHERWISE SPECIFIED DIMENSIONS ARE IN INCHES DECIMALS .XXX ±.010 ANGLES ±.5° DO NOT SCALE DRAWING		CONTRACT DATE L.HARTSIG 5-3-96 CHECK P. LANE 2-9-05 APPROVED P. LANE 2-9-05 MANUFACTURING CUSTOMER	GGM CONTAINER CONTROLS, INC. P.O. BOX 40020 - TUCSON, ARIZONA 85717-0020 SHELVING FSCM NO. 08992 DWG. NO. KH12 SCALE 1/2 RELEASE DATE SHEET 1 OF 1
PART DASH NO.	NEXT FINAL QTY. REQD PER ASSY.	NEXT ASSY.	USED ON APPLICATION